

Dorm Specs Guide to

SEWELL

HALL



HOME

WELCOME



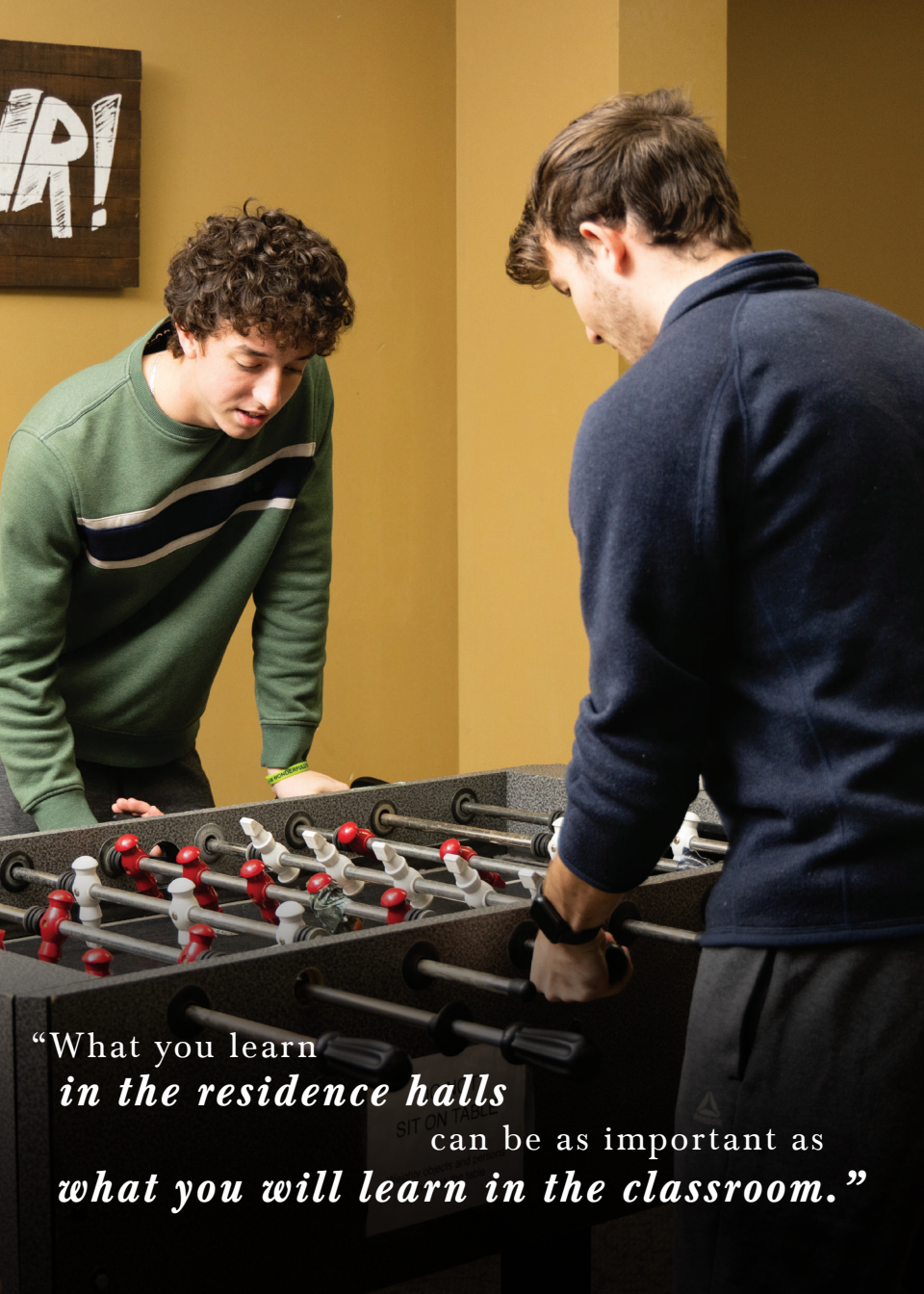
In many ways, I believe that what you learn in the residence halls can be as important as what you will learn in the classroom. Late night devotionals and deep conversations are part of dorm life. Meeting new people and building lasting friendships are part of dorm life. Learning how to compromise and communicate is a part of dorm life. You know what else? FUN is a BIG part of dorm life.

The guide that follows describes what lies between the four walls of your new "home away from home." It's a blank slate. Of course you will study and sleep in this room, but that's just the start. You will get to decide what memories are to be made in this new place, and they may be some of your fondest ones as you look back at your time spent at FHU. Many alumni find that to be the case.

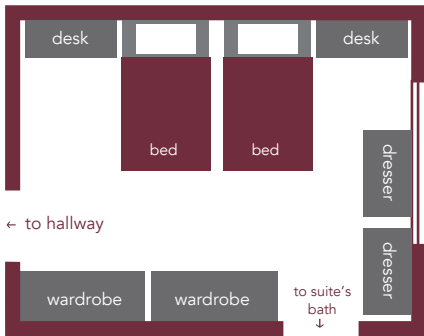
My name is Amber Milner (AKA "Momma AM"), and I am the Residence Hall Supervisor for Sewell Hall. If you have any questions about dorm rooms or dorm life in Sewell, please feel free to e-mail me at amilner@fhu.edu, and I'll be happy to help!

All the best,

Momma AM



“What you learn
in the residence halls
can be as important as
what you will learn in the classroom.”



OVERVIEW

GRAND OPENING – 2007

CAPACITY – 200 MEN

LAYOUT – FOUR PER SUITE

SHARED SUITE BATHROOM



FURNITURE



Freed-Hardeman University uses the MFS line of dorm furniture from RT London. Each student has a bed, desk, organizer and chest of drawers. With dozens of configurations, the furniture sets up just the way you want it and rearranges easily without tools. The versatile beds can be placed on the floor, bunked or stacked on top of furniture to create trundled or lofted layouts. The bed frame can be flipped, allowing for two different height options. Pegs are provided by the university to assist with safe lofting practices.



**THIS PHOTO WAS TAKEN IN A DORM OTHER THAN SEWELL;
IT SHOWS THE SUBTLE DIFFERENCE IN HEIGHT WHEN FLIPPING THE BEDS.**

SINGLE BED (WITH SIDE RETURN)

84" L x 41" W x 29" H

Fits a Twin XL mattress 80" x 38"
The bed frames can be flipped so that they are low to the ground, or higher, with more clearance beneath the mattress. If the bed is on the low side, it is 9" from the floor to the low side of the bed (with three extra inches of clearance directly under the bed). If the bed is on the tall side, there are 14" of clearance (also with three extra inches directly under the mattress).

CHEST

36" L x 24" W x 29" H

Top drawer = 3.5" H

Middle and bottom drawers = 6" H

DESK

48.5" L x 24" W x 29" H

Includes one drawer that is

32" L x 12.75" W x 2.25" H

ORGANIZER

36" L x 12" W x 29" H

This piece is customarily placed on top of the desk to maximize vertical storage, but it can also be used as a freestanding piece to loft the beds. The organizer has a small bulletin board attached to it and an overhead light that plugs into the wall in the back of the unit.

CHAIR

There are 16" from the floor to the top of the seat. The "seat" portion of the chair is 16.5" L x 18.5" W.

FURNISHINGS PER ROOM:

2 SINGLE BEDS

2 CHEST OF DRAWERS

2 DESK ORGANIZERS

2 CHAIRS



Windows are 3'10" x 3'2". The window sill is 7" deep. The distance between the bottom of the floor and the top of the window is 7'. To hang curtains, many residents use tension rods or place self-adhesive hooks on the wall to hold a curtain rod. No nails or screws may be put into the walls.



WINDOWS & WARDROBE



Total unit = 36" L x 24" W x 72" H

Each resident has a wardrobe. The double doors open to reveal a storage space that is 33.5" L x 21.5" W x 49.5" H. It is 45" from the bottom of the "storage opening" to the bottom of the bar. There are three holes for various wires, etc. to exit the back of the unit, so this piece of furniture is where some residents like to store their TV/gaming systems. The two drawers at the bottom are approximately 32" L x 19" W x 6" H.

PARTICLE DETECTION



Smoking and vaping are not allowed on campus. Each room has a particle detector that can sense not only smoke but also steam/spray. For this reason, extra precautions should be taken not to spray any air fresheners, body products, etc. near this device.

HEAT & AIR

One nice thing about Sewell is that each room has its own central heat/air unit which affects only that room.



SPRINKLERS



Sewell, the newest dorm on campus, has the most up-to-date fire-safety measures. There is one sprinkler in each room and several in the halls and commons areas. Nothing should be hung on these sprinklers, and they should not be touched.

SUITE BATHROOM

The entire bathroom is 11' if you measure from the mirror wall to the toilet wall and 7'6" from side entrance door to side entrance door. There is a light switch by each door that controls all three lights (a long, fluorescent light over the vanity and two small lights over the toilet and shower). There are two double outlets in the bathroom, one by each sink. The bathroom counter is 6'10" L x 1'9" W. It is located 2'11" from the floor.



UNDER SINK STORAGE


The clearance under the sink varies due to pipe placement, but it is approximately 2'9" L x 1'9" W. There is 1'4" of clearance from the bathroom floor to the bottom of the pipes. The four drawers in the center are 1'4" L x 1' W. The top three drawers are 3" H, and the bottom drawer is 6.75" H.

SHOWER AREA

The showers are 3' x 3'. The bottom of the shower head is 6'8" from the shower floor. Shower curtains are provided, but residents are encouraged to bring their own, as well as a mat to put on the floor outside the shower, as the floors are cement in the suite bathrooms, just as they are in the dorm rooms. Some residents create a changing area in front of the shower by putting up a tension rod in the 3'3" opening and an extra shower curtain.

TOILET AREA

The toilet area is 4'10" x 3'3". The toilet stall has a door with an interior lock. There is one hook on the back of the stall door. Residents cannot be locked out of the bathroom, as the entrance doors do not lock from the interior of the bathroom but can lock the door from his dorm room to keep suitemates from entering the room.



KNOW

Sewell rooms are 14'10" L x 11'11" W x 8'7.5" H.

Sewell is four stories tall and is the only residence on campus with an elevator.

There is a lobby and small community kitchen on the first floor for male and female students to use.

On the second floor there is a game room, community kitchen and study rooms for male residents only. Free laundry facilities are located on each floor.

Residents are responsible for damages to the room and/or furnishings and may be fined for damages. Residents will complete a room inventory sheet recording the state of the room upon move in and check out every year.

Use only self-adhesive hooks or tack to hang things on the walls. Please take care when removing self-adhesive hooks. Nails and screws are not allowed.

Carpets and/or rugs on the floors are allowed, as long as they are not adhesively applied in any way. No laminate flooring, etc. that will damage the tile.

Residents not to plug in and run too many electrical items at the same time, doing so can flip a breaker.

Nothing can hang from any ceiling.

TO

GOOD

FAQ

WHAT IS THE DIFFERENCE BETWEEN A TWIN BED AND TWIN XL BED?

Both are 38" W but a twin XL is longer. A traditional twin size mattress is 75" in length whereas a twin XL is 80".

CAN A TWIN COMFORTER FIT ON A TWIN XL BED?

You may be able to fit a twin comforter on a twin XL bed, but the length of the comforter may be short. However, if the fitted sheet does not account for the appropriate depths, you may run the challenge of keeping the fitted sheet on the bed.

HOW MANY ELECTRICAL OUTLETS ARE IN THE ROOM?

There is a quadruple outlet on each wall of the dorm room for a total of 16 different options for plugging in various electronic devices.



WHAT IS THAT BRIGHT LIGHT IN MY ROOM? (PICTURED LEFT)

Some of the rooms have WiFi routers attached to the ceiling. There is a little bright light that illuminates the room on this box. Residents may cover it with a small piece of painter's tape or a sock.

MAY I BRING IN OUTSIDE FURNITURE?

Yes, but all the FHU furniture that was in the room to start with must remain. Also, be diligent about bringing in only clean, quality pieces of furniture, as inexpensive pieces bought from Craigslist or Facebook Marketplace may be hiding little critters that you would NOT want to share your dorm space with!

IF I HAVE A SPECIFIC QUESTION ABOUT MY ROOM, WHO DO I ASK?

Once you receive your room assignment from housing, the resident is welcome to email Amber Milner/Momma AM at amilner@fhu.edu. If you reach out during the summer months, she will get back to you no later than August 1.

