

Dorm Specs Guide to
PORTER-TERRY
HALL



WELCOME HOME



In many ways, I believe that what you learn in the residence halls can be as important as what you will learn in the classroom. Late night devotionals and deep conversations are part of dorm life. Meeting new people and building lasting friendships are part of dorm life. Learning how to compromise and communicate is a part of dorm life. You know what else? FUN is a BIG part of dorm life.

The guide that follows describes what lies between the four walls of your new "home away from home." It's a blank slate. Of course you will study and sleep in this room, but that's just the start. You will get to decide what memories are to be made in this new place, and they may be some of your fondest ones as you look back at your time spent at FHU. Many alumni find that to be the case.

My name is Diane Tucker (AKA "Momma T") and I am the Residence Hall Supervisor for Porter-Terry Hall. If you have any questions about dorm rooms or dorm life in Porter-Terry, please feel free to e-mail me at dtucker@fhu.edu, and I'll be happy to help!

All the best,

Momma T

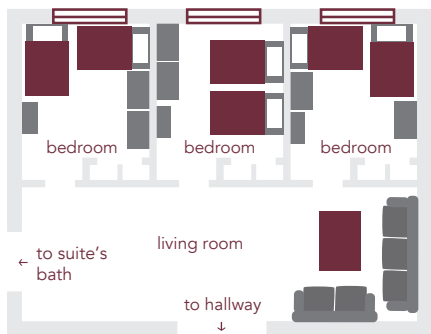


You are my Sunshine

Coffee is my CONFIDENCE

Hot Frost, COFFEE

*“What you learn
in the residence halls
can be as important as
what you will learn in the classroom.”*



OVERVIEW

GRAND OPENING – 1976

CAPACITY – 144 WOMEN

LAYOUT – SIX PER SUITE

SHARED SUITE BATHROOMS



SAMPLE PHOTOS



SAMPLE PHOTOS OF LIVING AREA




SAMPLE PHOTOS
OF BEDROOMS.



FURNITURE




Freed-Hardeman University uses the MFS line of dorm furniture from RT London. Each student has a bed, desk, organizer and chest of drawers. With dozens of configurations, the furniture sets up just the way you want it and rearranges easily without tools. The versatile beds can be placed on the floor, bunked or stacked on top of furniture to create trundled or lofted layouts. The bed frame can be flipped, allowing for two different height options. Pegs are provided by the university to assist with safe lofting practices.



ABOVE: EXAMPLES OF
NON-MFS CHESTS

RIGHT: EXAMPLE OF
MFS CHEST.



CHEST

36" L x 24" W x 29" H

Top drawer = 3.5" H

Middle and bottom drawers = 6" H

Please note that on the first and second floors some rooms have the MFS chests, while others utilize a variety of other types of storage.

SINGLE BED (WITH SIDE RETURN)

84" L x 41" W x 29" H

Fits a Twin XL mattress 80" x 38"

The bed frames can be flipped so that they are low to the ground, or higher, with more clearance beneath the mattress. If the bed is on the low side, it is 9" from the floor to the low side of the bed (with three extra inches of clearance directly under the bed). If the bed is on the tall side, there are 14" of clearance (also with three extra inches directly under the mattress).

DESK

In the basement, all suites bedrooms have two "MFS" desks/organizers in them. On first and second floor of Porter-Terry, there some bedrooms have MFS desks, but many have tall desks.

36" L x 24" W x 29" H (MFS desk)

36" L x 12" W x 29" H (MFS organizer)

This piece is customarily placed on top of the desk to maximize vertical storage, but it can also be used as a freestanding piece to loft the beds. The organizer has a small bulletin board attached to it and an overhead light that plugs into the wall in the back of the unit.

42" L x 24.75" W (Tall Desk)

From the floor to the desktop surface is 30". There are 15" of clearance between the desktop and the first shelf, 11.25" of clearance between the first and second shelf and 10.25" of clearance between the second shelf and the top of the desk unit. The height of the entire desk is 72".

FURNISHINGS PER ROOM:

2 SINGLE BEDS

2 CHEST OF DRAWERS

2 DESK ORGANIZERS

2 CHAIRS



**ABOVE:
EXAMPLE OF
MFS DESK**

**RIGHT:
EXAMPLE OF
TALL DESK**



There is one window in each Porter-Terry bedroom and it is 72" L x 48.5" H. The height from the floor to the top of the window is 80.5", and the height from the bottom of the window to the floor is 32".

To hang curtains, many residents use tension rods or place self-adhesive hooks on the wall to hold a curtain rod.



WINDOWS & CLOSETS



Each side of a Porter-Terry closets is 41.5" L x 24" W. The shelf is 18.5" W. From the floor to the shelf is 68.75" H. There are 13.25" between the shelf and the top of the closet. Some closets have a wicker curtain to shut off the closet, but many rooms do not have this feature. The opening to the closet is 84" W.

HEAT & AIR

Each Porter-Terry suite is comprised of three dorm rooms (usually with two residents in each room, for a total of six residents in the suite) with a shared common room and shared bathroom. There is a thermostat in the large common room that controls the temperature for the entire suite.



PARTICLE DETECTION



Smoking and vaping are not allowed on campus. Each room has a particle detector that can sense not only smoke but also steam/spray. For this reason, extra precautions should be taken not to spray any air fresheners, body products, etc. near this device.

SUITE BATHROOM

The bathroom is approximately 117.5" L x 69.5" W x 83" H. There is a double vanity in the suite bathroom and under-sink storage. The countertop is 60" L x 23.25" W and stands 33.5" H from the ground. The mirror is 48" x 36". The bathroom wall to the first set of sink pipes is 11.5"; there's 28.5" between the two sets of sink pipes and 13" between the second set of sink pipes and the toilet/tub stall wall. It is 28" from the floor to the bottom of the countertop. The sink basins start at 26".





SHOWER AREA

Some suites have bathtubs, and some have walk-in showers. From the shower floor to the bottom of the shower head is 67". There are 71" between the shower rod and the floor. Residents should provide their own shower curtain.

TOILET AREA

There is a privacy stall separating the toilet and shower area from the sink area. Not counting the shower, the toilet area is approximately 29" W. Residents provide their own toilet paper during the school year.



KNOW

TO

GOOD

THINGS

ARE

ALLOWED

Porter-Terry living rooms are approximately 25'3" L x 10'2" W x 8' H. The bedrooms vary in size slightly. From window to closet is 11' and the width from wall to wall ranges from 10'4" to 10'7".

In addition to the lobby on first floor, shared spaces in Porter-Terry include a community kitchen and free community laundry room in the basement. The kitchen has a full size oven and refrigerator, a sink and a table.

Residents are responsible for damages to the room and/or furnishings and may be fined for any damages. Residents will complete a room inventory sheet recording the state of the room upon move in and check out every year.

A resident's key will open the deadbolt to the main entrance door in the suite and the deadbolt on her bedroom door. It will not open the locks on the other two bedrooms in the suite.

Use only self-adhesive hooks or tack to hang things on the walls. Please take care when removing self-adhesive hooks. Nails and screws are not allowed.

University-provided furniture can be moved around within a suite, but may not be removed from a suite completely.

Carpets and/or rugs on the floors are allowed, as long as they are not adhesively applied in any way. No laminate flooring, etc. that will damage the tile.

Nothing can hang from any ceiling.

FAQ

WHAT IS THE DIFFERENCE BETWEEN A TWIN BED AND TWIN XL BED?

Both are 38" W but a twin XL is longer. A traditional twin size mattress is 75" in length whereas a twin XL is 80".

CAN A TWIN COMFORTER FIT ON A TWIN XL BED?

You may be able to fit a twin comforter on a twin XL bed, but the length of the comforter may be short. However, if the fitted sheet does not account for the appropriate depths, you may run the challenge of keeping the fitted sheet on the bed.

HOW MANY ELECTRICAL OUTLETS ARE IN THE ROOM?

The bathroom has a single outlet built into the light that hangs over the vanity. The bedrooms have two double outlets on one wall and a double and quadruple outlet on the opposite wall. The living room area has three double outlets (one on each wall), and the dining area has two double outlets.



WHAT IS THAT BRIGHT LIGHT IN MY ROOM? (PICTURED LEFT)

Some of the rooms have WiFi routers attached to the ceiling. There is a little bright light that illuminates the room on this box. Residents may cover it with a small piece of painter's tape or a sock.

MAY I BRING IN OUTSIDE FURNITURE?

Yes, but all the FHU furniture that was in the room to start with must remain. Also, be diligent about bringing in only clean, quality pieces of furniture, as inexpensive pieces bought from Craigslist or Facebook Marketplace may be hiding little critters that you would NOT want to share your dorm space with!

IF I HAVE A SPECIFIC QUESTION ABOUT MY ROOM, WHO DO I ASK?

Once you receive your room assignment from housing, the resident is welcome to email Diane Tucker/Momma T at dtucker@fhu.edu. If you reach out during the summer months, she will get back to you no later than August 1.

