

*Dorm Specs Guide to*

# DIXON

# HALL



# HOME

# WELCOME




In many ways, I believe that what you learn in the residence halls can be as important as what you will learn in the classroom. Late night devotionals and deep conversations are part of dorm life. Meeting new people and building lasting friendships are part of dorm life. Learning how to compromise and communicate is a part of dorm life. You know what else? FUN is a BIG part of dorm life.

The guide that follows describes what lies between the four walls of your new "home away from home." It's a blank slate. Of course you will study and sleep in this room, but that's just the start. You will get to decide what memories are to be made in this new place, and they may be some of your fondest ones as you look back at your time spent at FHU. Many alumni find that to be the case.

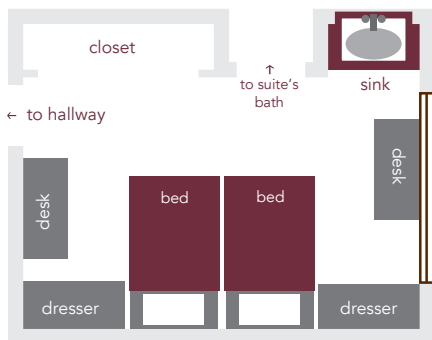
My name is TJ (Jayne) Maddox (AKA "Mama TJ") and I am the Residence Hall Supervisor for Dixon Hall. If you have any questions about dorm rooms or dorm life in Dixon please feel free to email me at [jmaddox@fhu.edu](mailto:jmaddox@fhu.edu), and I'll be happy to help!

All the best,

*Mama TJ*



*“What you learn  
in the residence halls  
can be as important as  
what you will learn in the classroom.”*




## OVERVIEW

**GRAND OPENING** – 1958

**CAPACITY** – 132 WOMEN

**LAYOUT** – FOUR PER SUITE

**SHARED SUITE BATHROOMS**



# SAMPLE PHOTOS



SAMPLE PHOTOS OF ROOMS  
ON FLOORS 1, 2 AND 3.



SAMPLE PHOTOS OF  
BASEMENT ROOMS.



# FURNITURE

## FLOORS 1, 2 AND 3



Freed-Hardeman University uses the MFS line of dorm furniture from RT London. Each student has a bed, desk, organizer and chest of drawers. With dozens of configurations, the furniture sets up just the way you want it and rearranges easily without tools. The versatile beds can be placed on the floor, bunked or stacked on top of furniture to create trundled or lofted layouts. The bed frame can be flipped, allowing for two different height options. Pegs are provided by the university to assist with safe lofting practices.



THIS PHOTO WAS TAKEN IN A DORM OTHER THAN DIXON;  
IT SHOWS THE SUBTLE DIFFERENCE IN HEIGHT WHEN FLIPPING THE BEDS.

## **SINGLE BED (WITH SIDE RETURN)**

84" L x 41" W x 29" H

Fits a Twin XL mattress 80" x 38"

The bed frames can be flipped so that they are low to the ground, or higher, with more clearance beneath the mattress. If the bed is on the low side, it is 9" from the floor to the low side of the bed (with three extra inches of clearance directly under the bed). If the bed is on the tall side, there are 14" of clearance (also with three extra inches directly under the mattress).

## **CHEST**

36" L x 24" W x 29" H

Top drawer = 3.5" H

Middle and bottom drawers = 6" H

## **DESK**

36" L x 24" W x 29" H

## **ORGANIZER**

36" L x 12" W x 29" H

This piece is customarily placed on top of the desk to maximize vertical storage, but it can also be used as a freestanding piece to loft the beds. The organizer has a small bulletin board attached to it and an overhead light that plugs into the wall in the back of the unit.


# **FURNISHINGS PER ROOM:**

**2 SINGLE BEDS**

**2 CHEST OF DRAWERS**

**2 DESK ORGANIZERS**

**2 CHAIRS**



# FURNITURE

## BASEMENT

### FURNISHINGS PER ROOM:

2 SINGLE BEDS

2 CHEST OF DRAWERS

2 BUILT-IN DESKS WITH STORAGE

2 CHAIRS



DIXON BASEMENT ROOMS ARE THE ONLY ONES THAT HAVE BUILT-IN DESKS AND STORAGE.



### SINGLE BED (WITH SIDE RETURN)

84" L x 41" W x 29" H

Fits a Twin XL mattress 80" x 38"

The bed frames can be flipped so that they are low to the ground, or higher, with more clearance beneath the mattress. If the bed is on the low side, it is 9" from the floor to the low side of the bed (with three extra inches of clearance directly under the bed). If the bed is on the tall side, there are 14" of clearance (also with three extra inches directly under the mattress).

### CHEST

36" L x 24" W x 29" H

Top drawer = 3.5" H

Middle and bottom drawers = 6" H

### BUILT-IN DESK

The surface of the desktop is 36" L x 23" W. The height from the floor to the top of the desk is 28.5". The three shelves are adjustable, and there are 50.5" between the top of the desk and the bottom of the overhead storage area. An electrical outlet is located at each desk, which makes it easy for residents to bring their own desk lamp.

### BUILT-IN STORAGE

The large storage section between the two desks is 34.5" L x 23.75" W x 69.75" H from the bottom of the storage to the bottom of the bar. The four drawers have interior dimensions of 14" L x 19.5" W x 6.75" H. The three upper cabinets are 34.5" L x 23.5" W. The left cabinet is 14" H, and the center and right cabinets are both 19" H.



# WINDOWS

The windows in rooms on floors 1, 2 and 3 are 70.75" x 34.5". To hang curtains, many residents use tension rods or place self-adhesive hooks on the wall to hold a curtain rod. There are blinds on all the windows in every dorm.



The windows in basement rooms are 70.75" x 22.75". From the bottom of the window to the floor is 65". There are blinds on all the windows in every dorm.



# CLOSETS

Dixon closets have some variation. Some have doors and some do not, some have two shelves for upper storage and some have one, and basement rooms may have one foot less vertical storage than others. Overall, these are the approximate dimensions of the closets that two roommates in Dixon will share: 5'6" L x 1'8" W x 8' H


If the resident would like to close off the closet, and the closet does not have a door, a tension rod and curtain will do the trick.

# SINK AREA

There is a sink in each dorm room. The countertop is 39.5" L x 21.75" W. The mirror is 36" X 24". There is one overhead sink light and an electrical outlet in the sink area with room for two plugs. There is a towel bar on each side of the sink.

## STORAGE CABINET

The storage cabinet under the sink is 39.25" L x 21" W. It is 32.5" from the floor of the cabinet to the top of the cabinet, but keep in mind that the sink and pipes hang down some. It is 16.5" to the bottom of the sink, and there are 18" of clearance on either side of the sink.



# PARTICLE DETECTION



Smoking and vaping are not allowed on campus. Each room has a particle detector that can sense not only smoke but also steam/spray. For this reason, extra precautions should be taken not to spray any air fresheners, body products, etc. near this device.



# SUITE BATHROOM

## SHOWER AREA

The interior of the shower is 41.5" L x 28" W x 87.5" H. There are 70" from the shower floor to the bottom of the shower head. There is a space of 50.75" L x 32.5" W between the shower and the toilet area. There are two doors (one from each room) that lead into the bathroom. The door does not lock from the interior of the bathroom, but residents can lock the door from your dorm room to keep suitemates from entering the room.

## TOILET AREA

The toilet area is 32" L x 40.5" W x 89.5" H. A tension rod with a curtain can be utilized to provide more privacy in this area. The door frame in front of the toilet is 28.5" x 96". Residents provide their own toilet paper during the school year.



# KNOW

# TO

# GOOD

Dixon rooms are approximately 16' x 12'. Corner rooms are slightly larger (19' x 11'), and rooms adjoining corner rooms are slightly smaller (16' x 10'5").

All Dixon rooms have carpeted floors.

There is a small lounge/community kitchen in the basement as well as a free shared laundry room. A lobby on the first floor is available where male and female students may spend time together.

Residents are responsible for damages to the room and/or furnishings, and residents may be fined for any damages. Residents will complete a room inventory sheet recording the state of the room upon move in and check out every year.

Use only self-adhesive hooks or tak to hang things on the walls. Please take care when removing self-adhesive hooks. Nails and screws are not allowed.

Do not apply adhesive shelf liners to any university-provided furniture.

Nothing can hang from any ceiling.

# FAQ

## **WHAT IS THE DIFFERENCE BETWEEN A TWIN BED AND TWIN XL BED?**

Both are 38" W but a twin XL is longer. A traditional twin size mattress is 75" in length whereas a twin XL is 80".

## **CAN A TWIN COMFORTER FIT ON A TWIN XL BED?**

You may be able to fit a twin comforter on a twin XL bed, but the length of the comforter may be short. However, if the fitted sheet does not account for the appropriate depths, you may run the challenge of keeping the fitted sheet on the bed.

## **HOW MANY ELECTRICAL OUTLETS ARE IN THE ROOM?**

There are four outlets, each fitting two plugs in a room.



## **WHAT IS THAT BRIGHT LIGHT IN MY ROOM? (PICTURED LEFT)**

Some of the rooms have WiFi routers attached to the ceiling. There is a little bright light that illuminates the room on this box. Residents may cover it with a small piece of painter's tape or a sock.

## **MAY I BRING IN OUTSIDE FURNITURE?**

Yes, but all the FHU furniture that was in the room to start with must remain. Also, be diligent about bringing in only clean, quality pieces of furniture, as inexpensive pieces bought from Craigslist or Facebook Marketplace may be hiding little critters that you would NOT want to share your dorm space with!

## **IF I HAVE A SPECIFIC QUESTION ABOUT MY ROOM, WHO DO I ASK?**

Once you receive your room assignment from housing, the resident is welcome to email TJ Maddox/Mama TJ at [jmaddox@fhu.edu](mailto:jmaddox@fhu.edu). If you reach out during the summer months, she will get back to you no later than August 1.

