

Dorm Specs Guide to

BENSON **HALL**



HOME

WELCOME



In many ways, I believe that what you learn in the residence halls can be as important as what you will learn in the classroom. Late night devotionals and deep conversations are part of dorm life. Meeting new people and building lasting friendships are part of dorm life. Learning how to compromise and communicate is a part of dorm life. You know what else? FUN is a BIG part of dorm life.

The guide that follows describes what lies between the four walls of your new "home away from home." It's a blank slate. Of course you will study and sleep in this room, but that's just the start. You will get to decide what memories are to be made in this new place, and they may be some of your fondest ones as you look back at your time spent at FHU. Many alumni find that to be the case.

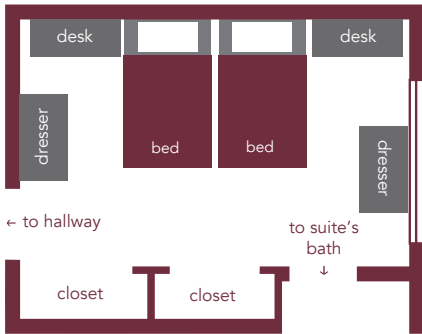
My name is Michael Aldrich (Papa Mike). I was born in Harbor Springs, Michigan. I have lived in Weston, Florida for the past 35 years with my wife Julie (Mama Jules) and my two children- Zach and Ashley. I recently retired from my career of 35 years and am very excited to serve as a resident hall supervisor for the Benson Hall. My passion is evangelism, and spending time with my family.

All the best,

Papa Mike



“What you learn
in the residence halls
can be as important as
what you will learn in the classroom.”



OVERVIEW

GRAND OPENING – 1970

CAPACITY – 148 MEN

LAYOUT – FOUR PER SUITE


SHARED SUITE BATHROOM



FURNITURE



Freed-Hardeman University uses the MFS line of dorm furniture from RT London. Each student has a bed, desk, organizer and chest of drawers. With dozens of configurations, the furniture sets up just the way you want it and rearranges easily without tools. The versatile beds can be placed on the floor, bunked or stacked on top of furniture to create trundled or lofted layouts. The bed frame can be flipped, allowing for two different height options. Pegs are provided by the university to assist with safe lofting practices.



THIS PHOTO WAS TAKEN IN A DORM OTHER THAN BENSON;
IT SHOWS THE SUBTLE DIFFERENCE IN HEIGHT WHEN FLIPPING THE BEDS.

SINGLE BED (WITH SIDE RETURN)

84" L x 41" W x 29" H

Fits a Twin XL mattress 80" x 38"
The bed frames can be flipped so that they are low to the ground, or higher, with more clearance beneath the mattress. If the bed is on the low side, it is 9" from the floor to the low side of the bed (with three extra inches of clearance directly under the bed). If the bed is on the tall side, there are 14" of clearance (also with three extra inches directly under the mattress).

CHEST

36" L x 24" W x 29" H

Top drawer = 3.5" H

Middle and bottom drawers = 6" H

DESK

48.5" L x 24" W x 29" H

Includes one drawer that is

32" L x 12.75" W x 2.25" H

ORGANIZER

36" L x 12" W x 29" H

This piece is customarily placed on top of the desk to maximize vertical storage, but it can also be used as a freestanding piece to loft the beds. The organizer has a small bulletin board attached to it and an overhead light that plugs into the wall in the back of the unit.

CHAIR

There are 16" from the floor to the top of the seat. The "seat" portion of the chair is 16.5" L x 18.5" W.

FURNISHINGS PER ROOM:

2 SINGLE BEDS

2 CHEST OF DRAWERS

2 DESK ORGANIZERS

2 CHAIRS



Windows are 72" x 44". There are 82" between the top of the window and the floor. To hang curtains, many residents use tension rods or place self-adhesive hooks on the wall to hold a curtain rod.



WINDOWS & CLOSETS



There is one closet in each room for two roommates to share. Closets are 76" L x 34.5" W x 104.5" H. If residents wish to close off the closet from view, a tension rod with a curtain would do the trick. The opening to the closet door is 60.5" L x 80" H. The wire shelving is 16" W. The bottom shelf is 40" L and is located 40" from the floor. The top shelf is 76" L and is located 79" from the floor. There is 8.5" of clearance between the top shelf and the ceiling of the closet.

PARTICLE DETECTION



Smoking and vaping are not allowed on campus. Each room has a particle detector that can sense not only smoke but also steam/spray. For this reason, extra precautions should be taken not to spray any air fresheners, body products, etc. near this device.

HEAT & AIR

Each room has its own central heat/air unit which affects only that room.



SUITE BATHROOM

Two rooms (generally four residents) share one suite bathroom located between the rooms. The double vanity is 70.75" L x 21" W. Ample room is available under the sink (25" of clearance) for storage. Some areas are shorter due to placement of sink basins/pipes. Each bathroom has a light switch and power outlet located near the entrance. Bathroom doors do not lock.




SHOWER

The shower area is 31" x 30". It is 72" from the shower floor to the bottom of the showerhead. Residents should plan to provide their own shower curtain. There are two hooks for towels around the corner from the shower.

TOILET AREA

The toilet area is 54" x 28.25". There are two hang bars on either side of the toilet for hanging up towels. Residents are responsible for purchasing their own toilet paper during the school year.



KNOW

TO

GOOD

Benson dorm rooms are 14'11" L x 11'1" W x 7'10 3/4" H (excluding closets).

Benson has free shared laundry facilities. There is also a lobby with a ping pong table, TV and piano.

Benson does not have a community kitchen.

Residents are responsible for damages to the room and/or furnishings and may be fined for any damages. Residents will complete a room inventory sheet recording the state of the room upon move in and check out every year.

Use only self-adhesive hooks or tack to hang things on the walls. Please take care when removing self-adhesive hooks.

Carpets and/or rugs are allowed as long as they are not adhesively applied. Laminate flooring, etc. that will damage the tile is not to be used.

Nothing can hang from any ceiling.

FAQ

WHAT IS THE DIFFERENCE BETWEEN A TWIN BED AND TWIN XL BED?

Both are 38" W but a twin XL is longer. A traditional twin size mattress is 75" in length whereas a twin XL is 80".

CAN A TWIN COMFORTER FIT ON A TWIN XL BED?

You may be able to fit a twin comforter on a twin XL bed, but the length of the comforter may be short. However, if the fitted sheet does not account for the appropriate depths, you may run the challenge of keeping the fitted sheet on the bed.

HOW MANY ELECTRICAL OUTLETS ARE IN THE ROOM?

There are three power outlets on the long wall and one outlet between the closet and suite bathroom entrance for a total of four double outlets in the room.



WHAT IS THAT BRIGHT LIGHT IN MY ROOM? (PICTURED LEFT)

Some of the rooms have WiFi routers attached to the ceiling. There is a little bright light that illuminates the room on this box. Residents may cover it with a small piece of painter's tape or a sock.

MAY I BRING IN OUTSIDE FURNITURE?

Yes, but all the FHU furniture that was in the room to start with must remain. Also, be diligent about bringing in only clean, quality pieces of furniture, as inexpensive pieces bought from Craigslist or Facebook Marketplace may be hiding little critters that you would NOT want to share your dorm space with!

IF I HAVE A SPECIFIC QUESTION ABOUT MY ROOM, WHO DO I ASK?

After the resident receives room assignment, the resident is welcome to contact the Residence Hall Supervisor, Mike Aldrich/Papa Mike at maldrich@fhu.edu.

